

Experiment 9

Oxidation-Reduction (Redox) Reactions

Pre-Lab Assignment

Before coming to lab:


- Read the lab thoroughly.
- Answer the pre-lab questions that appear at the end of this lab exercise.

Purpose

A set of oxidation-reduction (redox) reactions will be performed to determine the relative strengths as reducing and oxidizing agents of metals and other ions. An activation series will be devised and used to predict whether a reaction will occur spontaneously or not.

Background

Oxidation-reduction (redox) reactions are a classification of chemical changes that involve the transfer of electrons. An example of a redox reaction is shown in Eqn. 1, when magnesium metal reacts with chlorine gas.



At first glance, the electron exchange is not apparent as electrons are not included in the overall balanced equation. However, electrons are shown when the reaction is split into halves: an oxidized half-reaction and a reduced half-reaction, as in Eqn. 2 and Eqn. 3 respectively.



Notice that in the half-reactions, the electrons are required to balance the charges. Since Mg is becoming more positive, one magnesium atom loses two electrons to become a cation and is said to be **oxidized**. Chlorine is becoming more negative, so one molecule of $\text{Cl}_2(\text{g})$ gains two electrons to become two chloride anions and is said to be **reduced**. Both oxidation and reduction happen simultaneously in a single redox reaction. Overall, Mg is transferring two electrons to chlorine (Fig. 1).

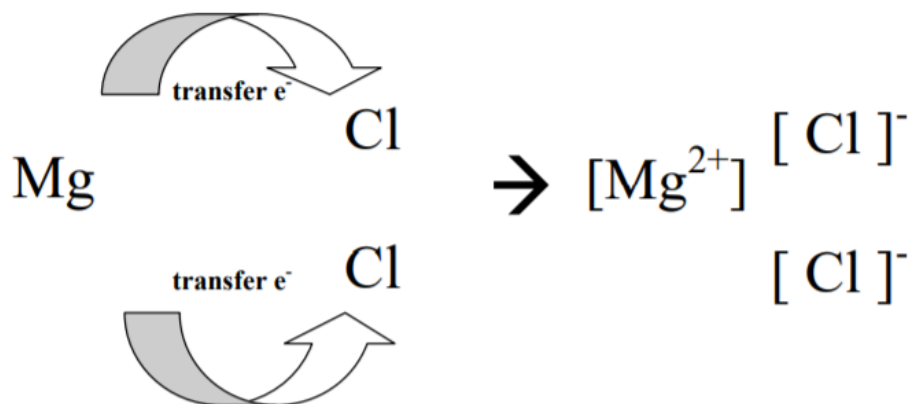
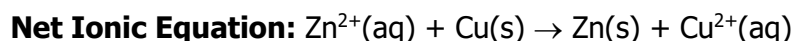
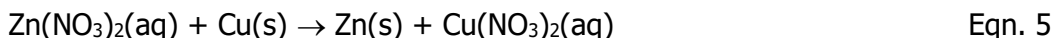
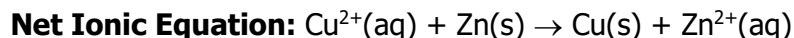
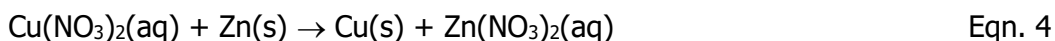


Fig. 1: Redox reaction between Mg(s) and $\text{Cl}_2(\text{g})$ to produce $\text{MgCl}_2(\text{aq})$

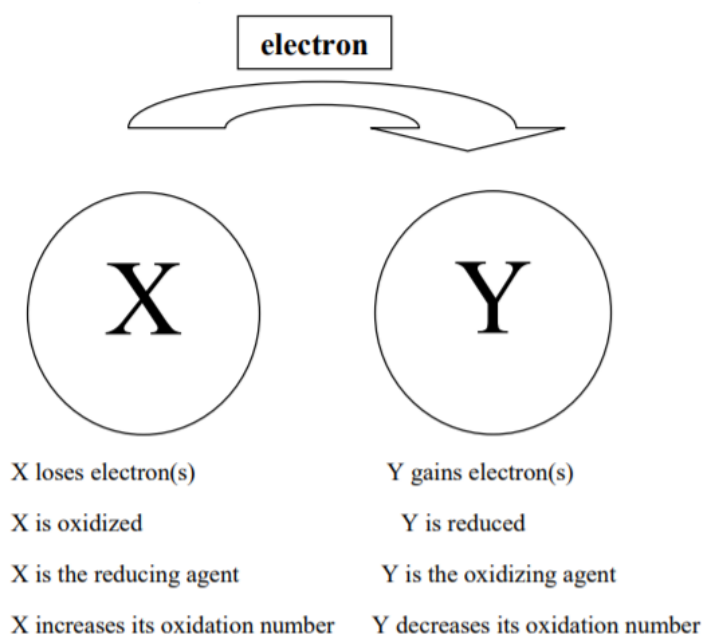
The species that loses electrons (Mg in Eqn. 2) is called the **reducing agent** and the species that gains electrons (Cl in Eqn. 3) is called the **oxidizing agent**. A reaction is said to occur spontaneously (requiring no outside intervention) if the strongest reducing agent is being oxidized and the strongest oxidizing agent is being reduced. If this is reversed, the reaction is said to be nonspontaneous and will not occur. Thus redox reactions can be considered a "competition" between reactants for electrons.

Consider Eqn. 4 and 5.



Since Eqn. 4 and 5 are the reverse of one another, only one can occur spontaneously and the other must be nonspontaneous. In Eqn. 4, the reducing agent is Zn (was oxidized) whereas in Eqn. 5, the reducing agent is Cu. If Zn is a stronger reducing agent than Cu, then Eqn. 4 will occur spontaneously. If Cu is a stronger reducing agent than Zn, then Eqn. 5 will occur spontaneously.

Some redox reactions involving larger, more complex molecules are less obvious and oxidation numbers must be assigned to keep track of electron transfers. Oxidation numbers are not the same as ionic charges as they apply to all elements in any compound, including molecular compounds. Elements that increase (become more positive) in oxidation number are said to be oxidized and are contained in the reducing agent. Elements that decrease (become more negative) in oxidation number are said to be reduced and are contained in the oxidizing agent (Fig. 2).



all elements in any compound, including molecular compounds. Elements that increase (become more positive) in oxidation number are said to be oxidized and are contained in the reducing agent. Elements that decrease (become more negative) in oxidation number are said to be reduced and are contained in the oxidizing agent (Fig. 2).

Fig. 2: Summary of Redox Reactions

Rules for Assigning Oxidation Numbers

Priority starts at Rule 1 and works down. Rules higher in the list take precedence over rules appearing lower in the list.

1. The total sum of the oxidation numbers of all the atoms in a molecule must add up to the overall charge on the molecule.

Example: the oxidation numbers must sum to zero in H_2O and $CaSO_4$, and -3 in PO_4^{3-}

2. A pure element has an oxidation number of zero.

Example: the oxidation number of $Li(s)$ and $H_2(g)$ is 0 .

3. The oxidation number of a monoatomic ion is equal to the charge of the monoatomic ion.

Example: the oxidation number of S^{2-} is -2 , and of Al^{3+} is $+3$.

4. When combined with other elements, Group 1A metals are always $+1$.

Example: the oxidation number of Li in $LiCl$ and Na in Na_2S is $+1$.

5. When combined with other elements, Group 2A metals are always $+2$.

Example: the oxidation number of Mg in MgF_2 and Ca in CaO is $+2$.

6. Fluorine has an oxidation number of -1 .

7. Hydrogen has an oxidation number of $+1$.

8. Oxygen has an oxidation number of -2 .

Example Problem: Assigning Oxidation Numbers

Assign oxidation numbers to all elements in MnO_4^- .

Step 1: Follow the rules down from Rule 1 until a rule applies (Rule 1).

The overall sum of oxidation numbers must equal -1 .

Step 2: Follow the rules down from Rule 1 until a rule applies (Rule 8).

The oxidation number of oxygen is -2

Step 3: Solve algebraically for Mn (no rule).

$$-1 = (1 \times Mn) + (4 \times -2)$$

$$-1 = Mn + (-8)$$

$Mn = +7$, the oxidation number of manganese is $+7$.

Procedure

Part I: Reacting Metals with Acid

1. Obtain five clean small test tubes.
2. Add approximately 1 mL of 6 M HCl(aq) solution to each.
3. Obtain a small piece of magnesium, zinc, iron, lead, and copper metal each.
4. Add one metal to each of the six test tubes in Step 2. Record your observations and determine whether or not a reaction has occurred. For any successful reaction, write the net ionic equation and determine the stronger reducing agent.
5. Separate the unreacted solids from their solutions and dispose of each in their appropriate waste container.
6. Create an activity series, ranking each metal as a stronger or weaker reducing agent in comparison to H.

Part II: Reacting Metals with Metal Ions

1. Obtain four clean small test tubes.
2. To each test tube, add approximately 1 mL of 0.1 M $\text{Fe}(\text{NO}_3)_2(\text{aq})$, $\text{Pb}(\text{NO}_3)_2(\text{aq})$, $\text{Cu}(\text{NO}_3)_2(\text{aq})$, and $\text{Zn}(\text{NO}_3)_2$ solutions. There should only be one solution in each test tube.
3. To each test tube in Step 2, add one piece of Mg(s) metal.
4. Record your observations and determine whether or not a reaction has occurred. For any successful reaction, write the net ionic equation and determine the stronger reducing agent.

Note: some reactions are very slow. Allow at least 20 minutes before recording "no reaction".

5. Separate the unreacted solids from their solutions and dispose of each in their appropriate waste container.
6. Wash out the test tubes with deionized water. They do not have to be completely dry.
7. Repeat Steps 1-6, following Table 1 to prepare unique pairs of metal solid and solution to react each time. There should be 20 reaction mixtures total.
8. Create an activity series, ranking Mg, Fe, Pb, Cu and Zn by increasing strength as a reducing agent.

Table 1: Reaction Mixtures for Part II

Solids	Solutions				
	Mg(NO ₃) ₂ (aq)	Fe(NO ₃) ₂ (aq)	Pb(NO ₃) ₂ (aq)	Cu(NO ₃) ₂ (aq)	Zn(NO ₃) ₂ (aq)
Mg(s)		1	2	3	4
Fe(s)	5		6	7	8
Pb(s)	9	10		11	12
Cu(s)	13	14	15		16
Zn(s)	17	18	19	20	

Part III: Silver Metal

1. Obtain one clean small test tube.
2. Add approximately 1 mL of 0.1 M AgNO₃(aq) solution to the test tube.
3. Add a piece of Cu metal. Record your observations and determine whether or not a reaction has occurred. If so, write the net ionic equation and determine the stronger reducing agent.
4. Based on your data from Parts I and III, rank H and Ag in your activity series from Part II.

Experiment 9—Data Sheet

Name: _____

Part I: Reacting Metals with Acid

Reaction 1: $\text{HCl}(\text{aq}) + \text{Ca}(\text{s})$

Observations:

Did a reaction occur? _____

Net Ionic Equation: _____

Stronger Reducing Agent: _____

Reaction 2: $\text{HCl}(\text{aq}) + \text{Mg}(\text{s})$

Observations:

Did a reaction occur? _____

Net Ionic Equation: _____

Stronger Reducing Agent: _____

Reaction 3: $\text{HCl}(\text{aq}) + \text{Zn}(\text{s})$

Observations:

Did a reaction occur? _____

Net Ionic Equation: _____

Stronger Reducing Agent: _____

Reaction 4: $\text{HCl}(\text{aq}) + \text{Fe}(\text{s})$

Observations:

Did a reaction occur? _____

Net Ionic Equation: _____

Stronger Reducing Agent: _____

Reaction 5: $\text{HCl(aq)} + \text{Pb(s)}$

Observations:

Did a reaction occur?

Net Ionic Equation:

Stronger Reducing Agent:

Reaction 6: $\text{HCl(aq)} + \text{Cu(s)}$

Observations:

Did a reaction occur?

Net Ionic Equation:

Stronger Reducing Agent:

Ranking:

Part II: Reacting Metals with Metal Ions

Reaction 1: $\text{Mg(s)} + \text{Fe(NO}_3)_2(\text{aq})$

Observations:

Did a reaction occur?

Net Ionic Equation:

Stronger Reducing Agent:

Reaction 2: $\text{Mg(s)} + \text{Pb(NO}_3)_2(\text{aq})$

Observations:

Did a reaction occur?

Net Ionic Equation:

Stronger Reducing Agent:

Reaction 3: $\text{Mg(s)} + \text{Cu(NO}_3)_2(\text{aq})$

Observations:

Did a reaction occur?

Net Ionic Equation:

Stronger Reducing Agent:

Reaction 4: $\text{Mg(s)} + \text{Zn(NO}_3)_2(\text{aq})$

Observations:

Did a reaction occur?

Net Ionic Equation:

Stronger Reducing Agent:

Reaction 5: $\text{Fe(s)} + \text{Mg(NO}_3)_2(\text{aq})$

Observations:

Did a reaction occur?

Net Ionic Equation:

Stronger Reducing Agent:

Reaction 6: $\text{Fe(s)} + \text{Pb(NO}_3)_2(\text{aq})$

Observations:

Did a reaction occur?

Net Ionic Equation:

Stronger Reducing Agent:

Reaction 7: $\text{Fe(s)} + \text{Cu(NO}_3)_2(\text{aq})$

Observations:

Did a reaction occur?

Net Ionic Equation: _____

Stronger Reducing Agent: _____

Reaction 8: $\text{Fe(s)} + \text{Zn(NO}_3)_2\text{(aq)}$

Observations:

Did a reaction occur? _____

Net Ionic Equation: _____

Stronger Reducing Agent: _____

Reaction 9: $\text{Pb(s)} + \text{Mg(NO}_3)_2\text{(aq)}$

Observations:

Did a reaction occur? _____

Net Ionic Equation: _____

Stronger Reducing Agent: _____

Reaction 10: $\text{Pb(s)} + \text{Fe(NO}_3)_2\text{(aq)}$

Observations:

Did a reaction occur? _____

Net Ionic Equation: _____

Stronger Reducing Agent: _____

Reaction 11: $\text{Pb(s)} + \text{Cu(NO}_3)_2\text{(aq)}$

Observations:

Did a reaction occur? _____

Net Ionic Equation: _____

Stronger Reducing Agent: _____

Reaction 12: $\text{Pb(s)} + \text{Zn(NO}_3)_2\text{(aq)}$

Observations:

Did a reaction occur?

Net Ionic Equation:

Stronger Reducing Agent:

Reaction 13: $\text{Cu(s)} + \text{Mg(NO}_3)_2\text{(aq)}$

Observations:

Did a reaction occur?

Net Ionic Equation:

Stronger Reducing Agent:

Reaction 14: $\text{Cu(s)} + \text{Fe(NO}_3)_2\text{(aq)}$

Observations:

Did a reaction occur?

Net Ionic Equation:

Stronger Reducing Agent:

Reaction 15: $\text{Cu(s)} + \text{Pb(NO}_3)_2\text{(aq)}$

Observations:

Did a reaction occur?

Net Ionic Equation:

Stronger Reducing Agent:

Reaction 16: $\text{Cu(s)} + \text{Zn(NO}_3)_2\text{(aq)}$

Observations:

Did a reaction occur?

Net Ionic Equation: _____

Stronger Reducing Agent: _____

Reaction 17: $\text{Zn(s)} + \text{Mg(NO}_3)_2(\text{aq})$

Observations:

Did a reaction occur? _____

Net Ionic Equation: _____

Stronger Reducing Agent: _____

Reaction 18: $\text{Zn(s)} + \text{Fe(NO}_3)_2(\text{aq})$

Observations:

Did a reaction occur? _____

Net Ionic Equation: _____

Stronger Reducing Agent: _____

Reaction 19: $\text{Zn(s)} + \text{Pb(NO}_3)_2(\text{aq})$

Observations:

Did a reaction occur? _____

Net Ionic Equation: _____

Stronger Reducing Agent: _____

Reaction 20: $\text{Zn(s)} + \text{Cu(NO}_3)_2(\text{aq})$

Observations:

Did a reaction occur? _____

Net Ionic Equation: _____

Stronger Reducing Agent: _____

Ranking:

Part III: Silver Metal

Reaction 1: $\text{Cu(s)} + \text{AgNO}_3(\text{aq})$

Observations:

Did a reaction occur? _____

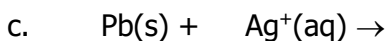
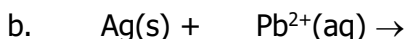
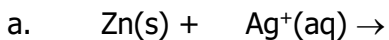
Net Ionic Equation: _____

Stronger Reducing Agent: _____

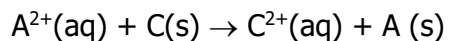
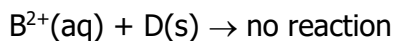
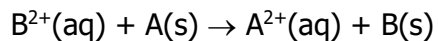
Complete Activity Series (Parts I, II, and III):

Experiment 9—Post-Lab Assignment

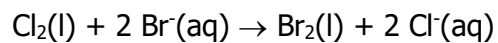
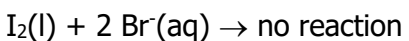
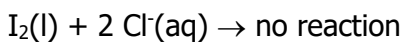
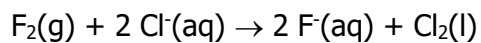
1. Use your complete activity series to predict whether the following reactions will or will not occur. If a reaction does occur, write the net ionic equation.



2. Imagine that the hypothetical elements A, B, C, and D form the ions $\text{A}^{2\text{+}}$, $\text{B}^{2\text{+}}$, $\text{C}^{2\text{+}}$, and $\text{D}^{2\text{+}}$ respectively when they behave as reducing agents. The following reactions were observed in lab to occur or not occur. Use this information to write an activity series for A, B, C, and D, ranking them by increasing strength as reducing agents.



3. The halogens (F_2 , Cl_2 , Br_2 , I_2) form halide ions (F^- , Cl^- , Br^- , I^- , respectively) when they behave as oxidizing agents. The following reactions were observed in lab to occur or not occur. Use this information to write an activity series for the halogens, ranking them by increasing strength as oxidizing agents.



Experiment 9—Pre-Lab Assignment

Name: _____

1. Determine the oxidation number of each element in the substances below.

- | | | | | |
|--------------------------------------|-----------|-----------|----------|--|
| a. MnO_2 | Mn: _____ | O: _____ | | |
| b. Fe_2O_3 | Fe: _____ | O: _____ | | |
| c. Na_2O_2 | Na: _____ | O: _____ | | |
| d. H_2 | H: _____ | | | |
| e. $\text{K}_2\text{Cr}_2\text{O}_7$ | K: _____ | Cr: _____ | O: _____ | |

2. Combustion reactions are also oxidation-reduction (redox) reactions.

- a. Write the balanced chemical equation for the combustion of pentane gas, C_5H_{12} .

b. Assign oxidation numbers to each element in every compound in (a).

c. Which element is being oxidized? _____

d. Which element is being reduced? _____

e. What compound is behaving as the oxidizing agent? _____

f. What compound is behaving as the reducing agent? _____

3. Solid tin will react with aqueous platinum(II) chloride to produce aqueous tin(IV) chloride and solid platinum.

- a. Write the balanced molecular equation for the above reaction.

b. Write the net ionic equation for the above reaction.

c. Write the oxidation half-reaction for the above reaction.

d. Write the reduction half-reaction for the above reaction.